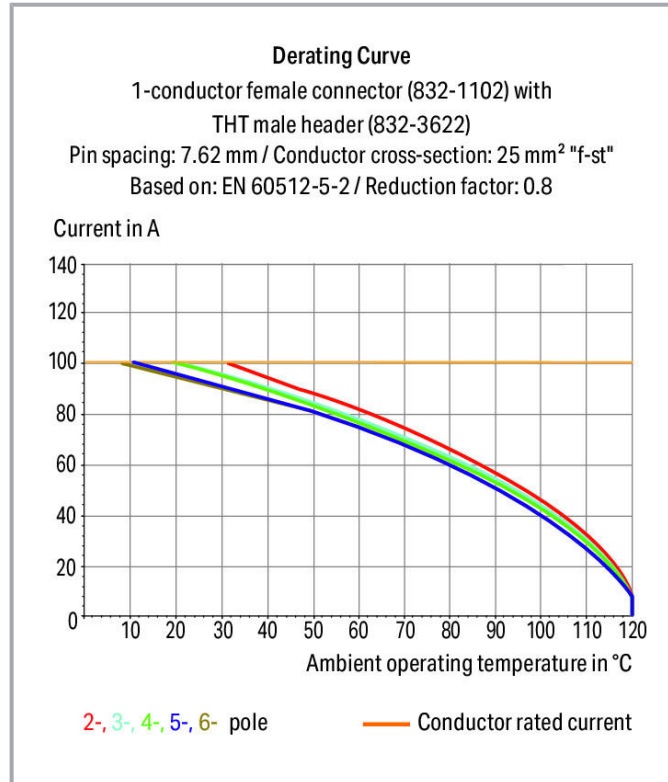


**Data sheet | Item number: 832-1104/334-000**

1-conductor female connector; 100% protected against mismatching; lever;  
Silver-plated contacts; Strain relief plate; 16 mm<sup>2</sup>; Pin spacing 10.16 mm; 4-  
pole; 16,00 mm<sup>2</sup>; light gray

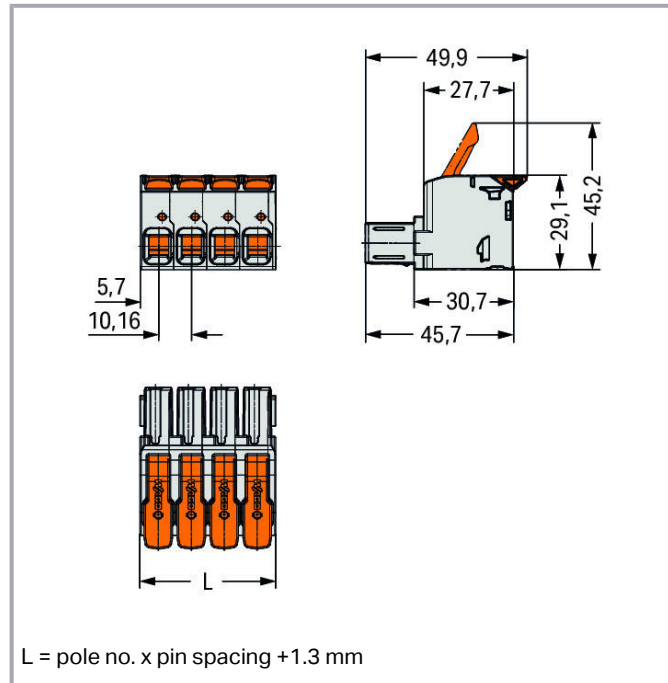
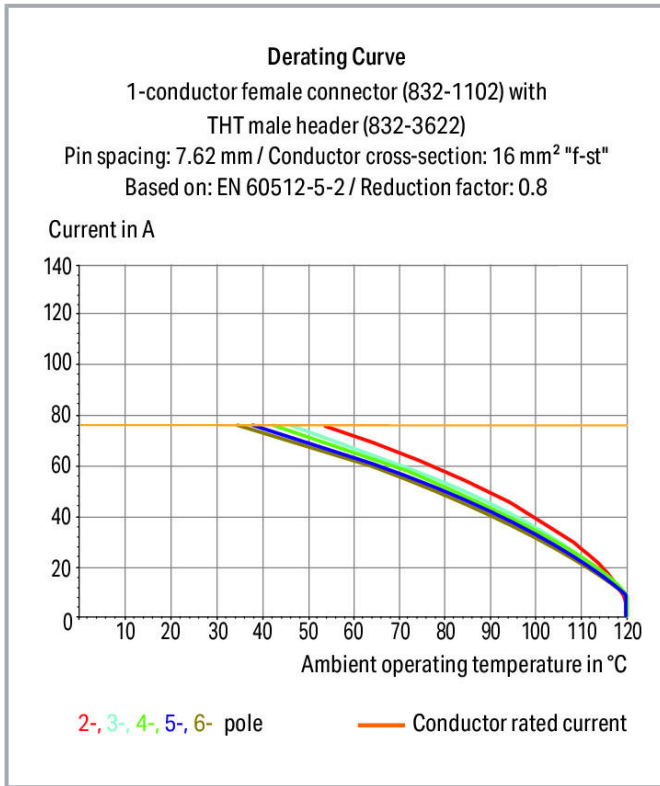
[www.wago.com/832-1104\\_334-000](http://www.wago.com/832-1104_334-000)



Subject to changes. Please also observe the further product documentation!

WAGO Corporation  
Germantown, WI 53022  
Phone: 1-800-DIN-RAIL (346-7245) | Fax: (262) 255-6222  
Email: [info.us@wago.com](mailto:info.us@wago.com) | Web: [www.wago.us](http://www.wago.us)

Do you have any questions about our products?  
We are always happy to take your call at (262) 255-6222 or 1 800-DIN-RAIL.



## Item description

- Intuitive and tool-free lever actuation
- Universal connection for all conductor types
- Push-in termination of solid or ferruled conductors
- Test slot 0° and 90° to conductor entry
- 100% protected against mismatching
- Coding option available

## Safety information 1:

The MCS – *MULTI CONNECTION SYSTEM* includes connectors without breaking capacity in accordance with DIN EN 61984. When used as intended, these connectors must not be connected/disconnected when live or under load. The circuit design should ensure header pins, which can be touched, are not live when unmated.

## Data

### Electrical data

Subject to changes. Please also observe the further product documentation!



## IEC Approvals

Ratings per	IEC/EN 60664-1
Rated voltage (III / 3)	1000 V
Rated surge voltage (III/3)	8 kV
Rated voltage (III/2)	1000 V
Rated surge voltage (III/2)	8 kV
Nominal voltage (II/2)	1000 V
Rated surge voltage (II/2)	8 kV
Rated current	76 A
Legend (ratings)	(III / 2) $\triangleq$ Overvoltage category III / Pollution degree 2

## UL Approvals

Approvals per	UL 1059
Rated voltage UL (Use Group B)	600 V
Rated current UL (Use Group B)	66 A
Rated voltage UL (Use Group C)	600 V
Rated current UL (Use Group C)	66 A

## Ratings per UL

Rated voltage UL 1977	600 V
Rated current UL 1977	85 A

## CSA Approvals

Approvals per	CSA
Rated voltage CSA (Use Group B)	600 V
Rated current CSA (Use Group B)	66 A
Rated voltage CSA (Use Group C)	600 V
Rated current CSA (Use Group C)	66 A

## Connection data

Connection technology	Push-in CAGE CLAMP <sup>®</sup>
Actuation type	Lever
Solid conductor	0.75 ... 16 mm <sup>2</sup> / 18 ... 4 AWG
Fine-stranded conductor	0.75 ... 25 mm <sup>2</sup> / 18 ... 4 AWG
Fine-stranded conductor; with insulated ferrule	0.75 ... 16 mm <sup>2</sup>

Subject to changes. Please also observe the further product documentation!



Fine-stranded conductor; with uninsulated ferrule	0.75 ... 16 mm <sup>2</sup>
Strip length	18 ... 20 mm / 0.71 ... 0.79 inch
Pole No.	4
Total number of potentials	4
Number of connection types	1
Number of levels	1

### Physical data

Pin spacing	10.16 mm / 0.4 inch
Width	41.94 mm / 1.651 inch
Height	29.1 mm / 1.146 inch
Depth	101.8 mm / 4.008 inch

### Plug-in connection

Contact type (pluggable connector)	Female connector/socket
Connector (connection type)	for conductor
Mismating protection	Yes
Locking of plug-in connection	Without

### Material data

Color	light gray
Material group	I
Insulation material	Polybutylene terephthalate (PBT)
Flammability class per UL94	V0
Clamping spring material	Chrome nickel spring steel (CrNi)
Material of the additional spring for socket contact	Chrome nickel spring steel (CrNi)
Contact material	Electrolytic copper (E <sub>Cu</sub> )
Contact plating	silver-plated
Color of actuator	orange
Weight	59.5 g

### Environmental requirements

Limit temperature range	-60 ... +120 °C
-------------------------	-----------------

### Commercial data

Packaging type	BOX
----------------	-----

Subject to changes. Please also observe the further product documentation!


WAGO Corporation  
 Germantown, WI 53022  
 Phone: 1-800-DIN-RAIL (346-7245) | Fax: (262) 255-6222  
 Email: [info.us@wago.com](mailto:info.us@wago.com) | Web: [www.wago.us](http://www.wago.us)

Do you have any questions about our products?  
 We are always happy to take your call at (262) 255-6222 or 1 800-DIN-RAIL.





Country of origin	DE
GTIN	4055143936842
Customs tariff number	8536694040

## Approvals / Certificates

### UL-Approvals



Logo	Approval	Additional Approval Text	Certificate name
	UL Underwriters Laboratories Inc.	C22.2 No. 158	E45172

## Counterpart

	<b>Item no.832-3604</b> THT male header; 1.2 x 1.2 mm solder pin; straight (90° to PCB); Pin spacing 10.16 mm; 4-pole	<a href="http://www.wago.com/832-3604">www.wago.com/832-3604</a>
	<b>Item no.832-1204</b> Male connector; Push-in CAGE CLAMP with operating lever; AWG 18 - 4; Pin spacing 10.16 mm; 4-pole	<a href="http://www.wago.com/832-1204">www.wago.com/832-1204</a>
	<b>Item no.832-3624</b> THT male header; 1.2 x 1.2 mm solder pin; angled (0° to PCB); Pin spacing 10.16 mm; 4-pole	<a href="http://www.wago.com/832-3624">www.wago.com/832-3624</a>
	<b>Item no.832-3644</b> THT male header; 1.2 x 1.2 mm solder pin; reversed angled (180° to PCB); Pin spacing 10.16 mm; 4-pole	<a href="http://www.wago.com/832-3644">www.wago.com/832-3644</a>

## Optional accessories

### Ferrules

	<b>Item no.: 216-210</b> Ferrule; Sleeve for 16 mm <sup>2</sup> / AWG 6; insulated; electro-tin plated; electrolytic copper; gastight crimped; acc. to DIN 46228, Part 4/09.90; blue	<a href="http://www.wago.com/216-210">www.wago.com/216-210</a>
	<b>Item no.: 216-284</b> Ferrule; Sleeve for 1.5 mm <sup>2</sup> / AWG 16; insulated; electro-tin plated; electrolytic copper; gastight crimped; acc. to DIN 46228, Part 4/09.90; black	<a href="http://www.wago.com/216-284">www.wago.com/216-284</a>
	<b>Item no.: 216-286</b>	

Subject to changes. Please also observe the further product documentation!



Ferrule; Sleeve for 2.5 mm<sup>2</sup> / AWG 14; insulated; electro-tin plated; electrolytic copper; gastight crimped; acc. to DIN 46228, Part 4/09.90; blue

[www.wago.com/216-286](http://www.wago.com/216-286)



**Item no.: 216-287**

Ferrule; Sleeve for 4 mm<sup>2</sup> / AWG 12; insulated; electro-tin plated; electrolytic copper; gastight crimped; acc. to DIN 46228, Part 4/09.90; gray

[www.wago.com/216-287](http://www.wago.com/216-287)



**Item no.: 216-288**

Ferrule; Sleeve for 6 mm<sup>2</sup> / AWG 10; insulated; electro-tin plated; electrolytic copper; gastight crimped; acc. to DIN 46228, Part 4/09.90; yellow

[www.wago.com/216-288](http://www.wago.com/216-288)



**Item no.: 216-289**

Ferrule; Sleeve for 10 mm<sup>2</sup> / AWG 8; insulated; electro-tin plated; electrolytic copper; gastight crimped; acc. to DIN 46228, Part 4/09.90; red

[www.wago.com/216-289](http://www.wago.com/216-289)

**Coding**



**Item no.: 832-500**

Coding key carrier; orange

[www.wago.com/832-500](http://www.wago.com/832-500)

**Downloads**

**Documentation**

**Additional Information**

Technical explanations	Apr 3, 2019	pdf 2.0 MB	Download
------------------------	-------------	---------------	----------

**Environmental Product Compliance**

**Compliance Search**

Environmental Product Compliance 832-1104/334-000	URL	Download
1-conductor female connector; 100% protected against mismatching; lever; Silver-plated contacts; Strain relief plate; 16 mm <sup>2</sup> ; Pin spacing 10.16 mm; 4-pole; 16,00 mm <sup>2</sup> ; light gray		

**Installation Notes**

**Product family**

<i>MCS</i> MAXI 16  
[Show all products from the family](#)

Subject to changes. Please also observe the further product documentation!

WAGO Corporation  
 Germantown, WI 53022  
 Phone: 1-800-DIN-RAIL (346-7245) | Fax: (262) 255-6222  
 Email: [info.us@wago.com](mailto:info.us@wago.com) | Web: [www.wago.us](http://www.wago.us)

Do you have any questions about our products?  
 We are always happy to take your call at (262) 255-6222 or 1 800-DIN-RAIL.